

# Technology Tools and Tips for Early Braille Literacy

7<sup>th</sup> Annual Sowell Distinguished Lecture Series

Holly Cooper, Ph.D. [hollycooper@tsbvi.edu](mailto:hollycooper@tsbvi.edu)

Outreach Assistive Technology Consultant

Texas School for the Blind and Visually Impaired

# Tools for Early Literacy

- The Mountbatten Brailier
- Downloadable braille books
- Talking communication devices adapted with tactile overlays
- BookWorm

# *The Mountbatten Brailler*



- Easily fits onto standard student desk
- Contains rechargeable batteries
- Can be used while charging – using extension cord and cord cover

# *The Mountbatten Braille*



- Allows non-braille readers to write braille interactively with the braille reading student.

# *The Mountbatten Braille*



- Allows non-braille readers to read what student has written with visual display device (Mimic).

# *The Mountbatten Braille*




- Allows braille production when connected to a computer and used as an embosser.

# *The Mountbatten Braille*



- Gives braille readers increased access to braille materials.

# *The Mountbatten Brailler*



- Allows braille to be easily added to handouts and teacher made materials on print paper.

# *The Mountbatten Braille*



- Gives primary aged braille readers early exposure to braille technology.

# *The Mountbatten Brailier*




- Helps build concepts related to technology which will be used by students as they advance to other devices.

# *The Mountbatten Brailer*



- Allows preparation of reading materials for braille reading students by non-braille reading staff members.

# *The Mountbatten Brailler*



- Helps increase opportunities for braille reading students to participate in the same reading and writing activities as classroom peers.

# *The Mountbatten Brailler*




- Gives increased opportunities for non braille reading parents to interact with their child in literacy activities.

# *Seven Level Communicator*



- This programmable talking communication device is intended for use by students using picture symbols, but it works great as a simple braille reading practice device.

# *Seven Level Communicator*



- Can be used to reinforce pre-academic concepts as well.

# *BookWorm from Ablenet*



- This simple device allows teachers to record the text of short books. Students can listen and read along as they turn the pages. Easy to use with braille or print books.

A corkboard with a wooden frame. A piece of white lined paper is pinned to the corkboard. The paper has the text "The End" written in the center in a brown, serif font. The paper has a slight shadow and a small tear at the bottom right corner.

The End